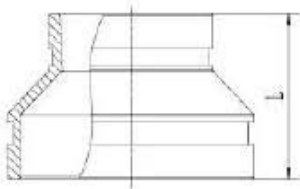




Grooved Concentric Reducer

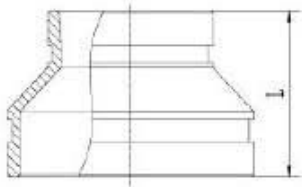
XGQT07



Nominal Size mm/in	Pipe OD. mm/in	Working Pressure psi/Mpa	Dimensions L mm/in
32×25 1¼×1	42.4×33.7 1.660×1.315	300 psi 2.07 Mpa	64 2.51
40×25 1½×1	48.3×33.7 1.900×1.315		64 2.51
40×32 1½×1¼	48.3×42.4 1.900×1.660		64 2.51
50×25 2×1	60.3×33.7 2.375×1.315		64 2.51
50×32 2×1¼	60.3×42.4 2.375×1.660		64 2.51
50×40 2×1½	60.3×48.3 2.375×1.900		64 2.51
65×25 2½×1	73.0×33.7 2.875×1.315		64 2.51
65×32 2½×1¼	73.0×42.4 2.875×1.660		64 2.51
65×40 2½×1½	73.0×48.3 2.875×1.900		64 2.51
65×50 2½×2	73.0×60.3 2.875×2.375		64 2.51
65×32 2½×1¼	76.1×42.4 3.000×1.660		64 2.51
65×40 2½×1½	76.1×48.3 3.000×1.900		64 2.51
65×50 2½×2	76.1×60.3 3.000×2.375		64 2.51
80×32 3×1¼	88.9×42.4 3.500×1.660		64 2.51
80×40 3×1½	88.9×48.3 3.500×1.900		64 2.51
80×50 3×2	88.9×60.3 3.500×2.375		64 2.51
80×65 3×2½	88.9×76.1 3.500×3.000		64 2.51
100×65 4×2½	108.0×76.1 4.250×3.000		76 2.99
100×80 4×3	108.0×88.9 4.250×3.500		76 2.99
100×32 4×1¼	114.3×42.4 4.500×1.660		76 2.99

Grooved Concentric Reducer

XGQT07

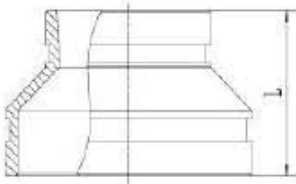


Nominal Size mm/in	Pipe OD. mm/in	Working Pressure psi/Mpa	Dimensions L mm/in
100×40 4×1½	114.3×48.3 4.500×1.900	300 psi 2.07 Mpa	76 2.99
100×50 4×2	114.3×60.3 4.500×2.375		76 2.99
100×65 4×2½	114.3×76.1 4.500×3.000		76 2.99
100×80 4×3	114.3×88.9 4.500×3.500		76 2.99
125×50 5×2	139.7×60.3 5.500×2.375		89 3.50
125×65 5×2½	139.7×76.1 5.500×3.000		89 3.50
125×80 5×3	139.7×88.9 5.500×3.500		89 3.50
125×100 5×4	139.7×114.3 5.500×4.500		89 3.50
125×50 5×2	141.3×60.3 5.563×2.375		89 3.50
125×65 5×2½	141.3×76.1 5.563×3.000		89 3.50
125×80 5×3	141.3×88.9 5.563×3.500		89 3.50
125×100 5×4	141.3×114.3 5.563×4.500		89 3.50
150×50 6×2	159.0×60.3 6.250×2.375		102 4.01
150×65 6×2½	159.0×76.1 6.250×3.000		102 4.01
150×80 6×3	159.0×88.9 6.250×3.500		102 4.01
150×100 6×4	159.0×108.0 6.250×4.250		102 4.01
150×100 6×4	159.0×114.3 6.250×4.500		102 4.01
150×125 6×5	159.0×133.0 6.250×5.250		102 4.01
150×125 6×5	159.0×139.7 6.250×5.500		102 4.01
150×50 6×2	165.1×60.3 6.500×2.375		102 4.01



Grooved Concentric Reducer

XGQT07



Nominal Size mm/in	Pipe OD. mm/in	Working Pressure psi/Mpa	Dimensions L mm/in
150×65 6×2½	165.1×76.1 6.500×3.000	300 psi 2.07 Mpa	102 4.01
150×80 6×3	165.1×88.9 6.500×3.500		102 4.01
150×100 6×4	165.1×114.3 6.500×4.500		102 4.01
150×125 6×5	165.1×139.7 6.500×5.500		102 4.01
150×50 6×2	168.3×60.3 6.625×2.375		102 4.01
150×65 6×2½	168.3×76.1 6.625×3.000		102 4.01
150×80 6×3	168.3×88.9 6.625×3.500		102 4.01
150×100 6×4	168.3×114.3 6.625×4.500		102 4.01
150×80 6×5	168.3×139.7 6.625×5.500		102 4.01
200×50 8×2	219.1×60.3 8.625×2.375		127 5
200×65 8×2½	219.1×76.1 8.625×3.000		127 5
200×80 8×3	219.1×88.9 8.625×3.500		127 5
200×100 8×4	219.1×108.0 8.625×4.250		127 5
200×100 8×4	219.1×114.3 8.625×4.500		127 5
200×125 8×5	219.1×139.7 8.625×5.500		127 5
200×150 8×6	219.1×159.0 8.625×6.250		127 5
200×150 8×6	219.1×165.1 8.625×6.500		127 5
200×150 8×6	219.1×168.3 8.625×6.625		127 5